

DIRECTIONS TO UPLOAD NHD HISTORICAL PAPERS

To upload your Nevada History Day Documentary Historical Paper

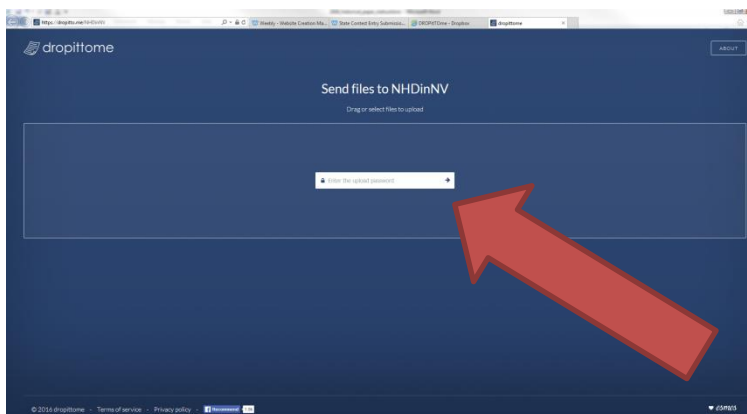
Please ensure that your paper is a .doc or .docx file. Other types of files will not be read. Understand that once you have uploaded your paper you can no longer make any changes; please do not upload until you are completely finished with your work. You must include your annotated bibliography as part of your historical paper.

BEFORE you can upload, you must change the file name of your historical paper. Your files will follow this naming convention *HPSouthernProjectTitle.docx* or *HPSouthernProjectTitle.doc*

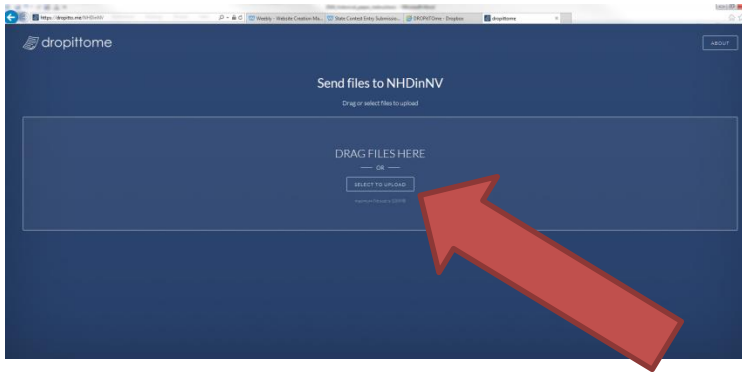
For example, if your project title was *The Great Compromiser* your file name would be either *HPNorthernTheGreatCompromiser.doc* or *HPNorthernTheGreatCompromiser.docx*

If the full title of your project will not completely fit, type as much of it as possible.

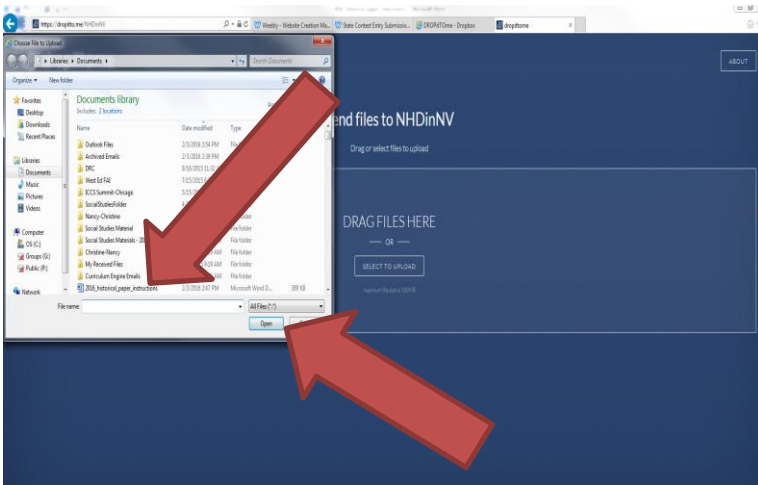
Next go to <http://www.dropitto.me/NHDinNV> You will get this screen



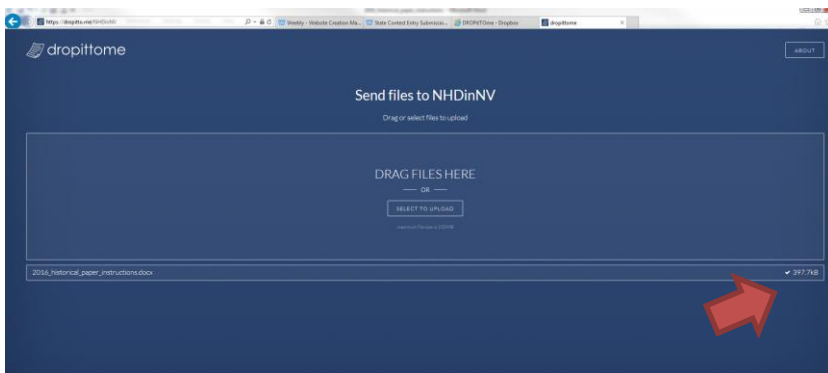
Enter **nhd** as the password and click LOGIN



Click Select to Upload

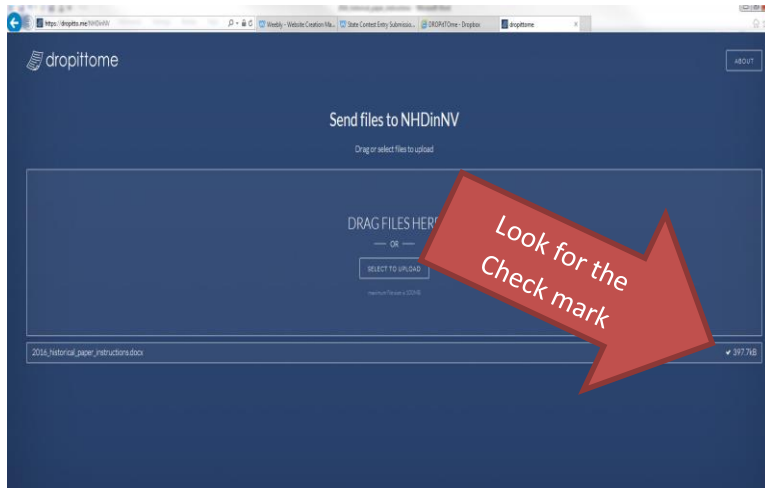


Select your file and click Open



Click Upload

While your file is uploading it will say show progress to the right hand side.



Once the file has uploaded you will see a check mark. Your document has been upload to Dropbox!

You are finished uploading your historical paper. Thank you.